



2-WAY SCREEN SYSTEM



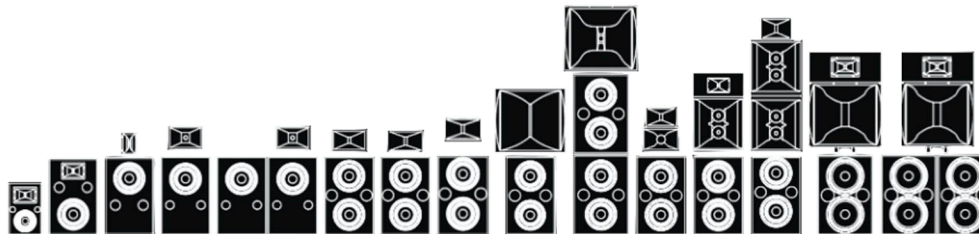
#	References	Amplification	Frequency	Nom Impedance	AES Power (1)	Continuous Program	Element	Qty	Ø in inches	Sensitivity 1 W/1 m (4)	LF Sensitivity 1 W/1 m (4)	MF Sensitivity 1 W/1 m (4)	HF Sensitivity 1 W/1 m (4)	Bracket	Horizontal Angle °	Vertical Angle °	Net Weight	Dimensions cm H x W x D
46999-A	S-1200	P	40Hz-20kHz	8 Ω	400 W	800 W	LF Driver HF Driver	1 1	12" 2"	97 dB SPL				F	90°	45°	23,75 kg	68 x 44 x 36
47000-A	S-1500	P	40Hz-20kHz	8 Ω	400 W	800 W	LF Driver HF Driver	1 1	15" 2"	98 dB SPL				F	90°	45°	34,25 kg	98 x 63 x 26
47050-A	S-1800	P	30Hz-20kHz	8 Ω	400 W	800 W	LF Driver HF Driver	1 1	15" 2"	99 dB SPL				A	90°	90°	38,55 kg	131 x 63 x 26
47002-A	S-2000	P	40Hz-20kHz	8 Ω	700 W	1400 W	LF Driver HF Driver	1 1	15" 4"	98 dB SPL				F	90°	45°	46,80 kg	131 x 63 x 27
47003-A	S-2000D	P	40Hz-20kHz	4 Ω	1400 W	2800 W	LF Driver HF Driver	2 1	15" 4"	101 dB SPL				F	90°	45°	84,70 kg	131 x 126 x 27
47060-A	S-2300	P	35Hz-20kHz	4 Ω	600 W (2)	1200 W	LF Driver HF Driver	2 1	15" 2"	97 dB SPL				A	90°	40°	50,10 kg	131 x 63 x 47
47062-A	S-2400	P	35Hz-20kHz	4 Ω	800 W	1600 W	LF Driver HF Driver	2 1	15" 3"	100 dB SPL				A	90°	40°	56,25 kg	130 x 63 x 47
47007-A	S-2500_SP-2	P	35Hz-20kHz	4 Ω	1400 W	2800 W	LF Driver HF Driver	2 1	15" 4"	101 dB SPL				A	90°	45°	70,15 kg	140,5 x 63 x 47
47006-A	S-2500_SP-2-F	P	35Hz-20kHz	4 Ω	1400 W	2800 W	LF Driver HF Driver	2 1	15" 4"	101 dB SPL				F	90°	45°	66,40 kg	140,5 x 63 x 47
47011-A	S-3000_SP-3	P	35Hz-20kHz	4 Ω	1400 W	2800 W	LF Driver HF Driver	2 1	15" 4"	102 dB SPL				A	90°	60°	80,40 kg	181,5 x 87,5 x 94,5
47051-A	S-1801	Bi	30Hz-20kHz	8 Ω 8 Ω	400 W 50 W	800 W 100 W	LF Driver HF Driver	1 1	15" 2"		99 dB SPL		108 dB SPL	A	90°	90°	38,25 kg	131 x 63 x 26
47004-A	S-2001	Bi	40Hz-20kHz	8 Ω 8 Ω	700 W 120 W	1400 W 240 W	LF Driver HF Driver	1 1	15" 4"		98 dB SPL		110 dB SPL	F	90°	45°	45,60 kg	131 x 63 x 27
47005-A	S-2001D	Bi	40Hz-20kHz	4 Ω 8 Ω	1400 W 120 W	2800 W 240 W	LF Driver HF Driver	2 1	15" 4"		101 dB SPL		110 dB SPL	F	90°	45°	78,10 kg	131 x 126 x 27
47063-A	S-2401	Bi	35Hz-20kHz	4 Ω 8 Ω	800 W 100 W	1600 W 200 W	LF Driver HF Driver	2 1	15" 3"		100 dB SPL		109 dB SPL	A	90°	40°	55,25 kg	130 x 63 x 47
47009-A	S-2501_SP-2	Bi	35Hz-20kHz	4 Ω 8 Ω	1400 W 120 W	2800 W 240 W	LF Driver HF Driver	2 1	15" 4"		101 dB SPL		110 dB SPL	A	90°	45°	68,15 kg	140,5 x 63 x 47
47008-A	S-2501_SP-2-F	Bi	35Hz-20kHz	4 Ω 8 Ω	1400 W 120 W	2800 W 240 W	LF Driver HF Driver	2 1	15" 4"		101 dB SPL		110 dB SPL	F	90°	45°	64,40 kg	140,5 x 63 x 47
47013-A	S-3001_SP-3	Bi	35Hz-20kHz	4 Ω 8 Ω	1400 W 120 W	2800 W 240 W	LF Driver HF Driver	2 1	15" 4"		101 dB SPL		112 dB SPL	A	90°	60°	78,40 kg	181,5 x 87,5 x 94,5
47014-A	S-5000	Bi	35Hz-20kHz	4 Ω + 4 Ω 8 Ω	2800 W 120 W	5600 W 240 W	LF Driver HF Driver	4 1	15" 4"		105 dB SPL		112 dB SPL	A	90°	60°	129,40 kg	279,5 x 87,5 x 94,5

3-WAY SCREEN SYSTEM



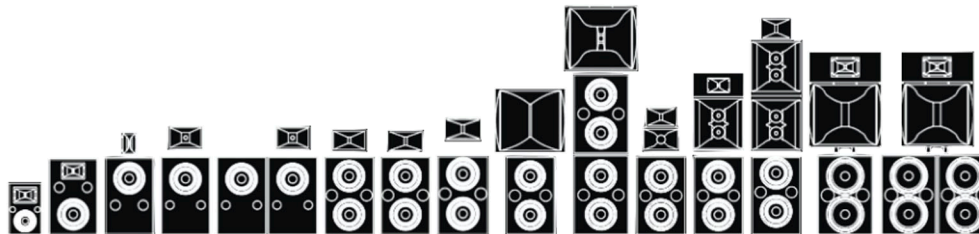
#	References	Amplification	Frequency	Nom Impedance	AES Power (1)	Continuous Program	Element	Qty	Ø in inches	Sensitivity 1 W/1 m (4)	LF Sensitivity 1 W/1 m (4)	MF Sensitivity 1 W/1 m (4)	HF Sensitivity 1 W/1 m (4)	Bracket	Horizontal Angle °	Vertical Angle °	Net Weight	Dimensions cm H x W x D
47038-A	S-7600	P	30Hz-20kHz	4 Ω	800 W	1600 W	LF Driver MF Driver HF Driver	2 1 1	15" 6,5" 2"	98 dB SPL				A	90°	40°	59,60 kg	155 x 63 x 47
47039-A	S-7601	Bi	30Hz-20kHz	4 Ω 8 Ω	800 W 140 W	1600 W 280 W	LF Driver MF Driver HF Driver	2 1 1	15" 6,5" 2"		98 dB SPL		104 dB SPL	A	90°	40°	59,10 kg	155 x 63 x 47
47054-A	S-7801	Bi	30Hz-20kHz	4 Ω 4 Ω	800 W 240 W	1600 W 480 W	LF Driver MF Driver HF Driver	2 2 1	15" 6,5" 2"		101 dB SPL		110 dB SPL	A	90°	40°	65,95 kg	199 x 63 x 47
47056-A	S-7901	Bi	30Hz-20kHz	4 Ω 2 Ω	800 W 400 W	1600 W 800 W	LF Driver MF Driver HF Driver	2 4 1	15" 6,5" 2"		101 dB SPL		111 dB SPL	A	90°	40°	75,81 kg	269 x 63 x 47
47064-A	S-8801	Bi	30Hz-20kHz	4 Ω 4 Ω	800 W 240 W	1600 W 480 W	LF Driver MF Driver HF Driver	2 2 1	15" 6,5" 3"		101 dB SPL		111 dB SPL	A	90°	40°	68,45 kg	199 x 63 x 47
47066-A	S-8901	Bi	30Hz-20kHz	4 Ω 2 Ω	800 W 400 W	1600 W 800 W	LF Driver MF Driver HF Driver	2 4 1	15" 6,5" 3"		101 dB SPL		112 dB SPL	A	90°	40°	75,65 kg	269 x 63 x 47
47055-A	S-7802	Tri	30Hz-20kHz	4 Ω 4 Ω 8 Ω	800 W 180 W 50 W	1600 W 360 W 100 W	LF Driver MF Driver HF Driver	2 2 1	15" 6,5" 2"		101 dB SPL	110 dB SPL	112 dB SPL	A	90°	40°	64,75 kg	199 x 63 x 47
47057-A	S-7902	Tri	30Hz-20kHz	4 Ω + 4 Ω 8 Ω	800 W 360 W 50 W	1600 W 720 W 100 W	LF Driver MF Driver HF Driver	2 4 1	15" 6,5" 2"		101 dB SPL	111 dB SPL	112 dB SPL	A	90°	40°	74,90 kg	269 x 63 x 47
47065-A	S-8802	Tri	30Hz-20kHz	4 Ω 4 Ω 8 Ω	800 W 180 W 100 W	1600 W 360 W 200 W	LF Driver MF Driver HF Driver	2 2 1	15" 6,5" 3"		101 dB SPL	110 dB SPL	112 dB SPL	A	90°	40°	69,25 kg	199 x 63 x 47
47067-A	S-8902	Tri	30Hz-20kHz	4 Ω + 4 Ω 8 Ω	800 W 360 W 100 W	1600 W 720 W 200 W	LF Driver MF Driver HF Driver	2 4 1	15" 6,5" 3"		101 dB SPL	111 dB SPL	112 dB SPL	A	90°	40°	74,95 kg	269 x 63 x 47
47030-A	S-8000	Tri	35Hz-16kHz	4 Ω 8 Ω 8 Ω	1600 W 120 W 120 W	3200 W 240 W 240 W	LF Driver MF Driver HF Driver	2 1 1	18" 4" 4"		101 dB SPL	114 dB SPL	112 dB SPL	A	90°	45°	109,40 kg	228 x 90 x 80,5
47031-A	S-8500	Tri	35Hz-16kHz	4 Ω + 4 Ω 8 Ω 8 Ω	3200 W 120 W 120 W	6400 W 240 W 240 W	LF Driver MF Driver HF Driver	4 1 1	18" 4" 4"		104 dB SPL	114 dB SPL	112 dB SPL	A	90°	45°	178,70 kg	228 x 140 x 80,5

SUBWOOFERS




#	References	Amplification	Frequency	Nom Impedance	AES Power (1)	Continuous Program	Element	Qty	Ø in inches	Sensitivity 1 W/1 m (4)	LF Sensitivity 1 W/1 m (4)	MF Sensitivity 1 W/1 m (4)	HF Sensitivity 1 W/1 m (4)	Bracket	Horizontal Angle °	Vertical Angle °	Net Weight	Dimensions cm H x W x D
47085-A	C-115-AR	P	40Hz-125Hz	8 Ω	800 W	1600 W	LF Driver	1	15"		93 dB SPL						33,00 kg	77,5 x 46,5 x 46
47016-A	C-118-A	P	20Hz-500Hz	8 Ω	1000 W	2000 W	LF Driver	1	18"		99 dB SPL						44,50 kg	98 x 63 x 47
47083-A	C-118-AR	P	20Hz-500Hz	8 Ω	1000 W	2000 W	LF Driver	1	18"		99 dB SPL						49,00 kg	98 x 63 x 47
47081-A	C-118-H	P	30Hz-500Hz	8 Ω	700 W	1400 W	LF Driver	1	18"		98 dB SPL						43,10 kg	98 x 63 x 47
47078-A	C-118-HR	P	30Hz-500Hz	8 Ω	700 W	1400 W	LF Driver	1	18"		98 dB SPL						48,15 kg	98 x 63 x 47
47080-A	C-118-PLP	P	40Hz-500Hz	8 Ω	400 W	800 W	LF Driver	1	18"		96 dB SPL						31,30 kg	98 x 63 x 26
47027-A	C-218-A	P	20Hz-500Hz	4 Ω	2000 W	4000 W	LF Driver	2	18"		102 dB SPL						70,30 kg	100 x 70 x 72
47084-A	C-218-AR	P	20Hz-500Hz	4 Ω	2000 W	4000 W	LF Driver	2	18"		102 dB SPL						74,80 kg	100 x 70 x 72
47082-A	C-218-H	P	30Hz-500Hz	4 Ω	1400 W	2800 W	LF Driver	2	18"		101 dB SPL						68,70 kg	100 x 70 x 72
47077-A	C-218-HR	P	30Hz-500Hz	4 Ω	1400 W	2800 W	LF Driver	2	18"		101 dB SPL						74,50 kg	100 x 70 x 72

SURROUNDS & OVERHEADS



#	References	Amplification	Frequency	Nom Impedance	AES Power (1)	Continuous Program	Element	Qty	Ø in inches	Sensitivity 1 W/1 m (4)	LF Sensitivity 1 W/1 m (4)	MF Sensitivity 1 W/1 m (4)	HF Sensitivity 1 W/1 m (4)	Bracket	Horizontal Angle °	Vertical Angle °	Net Weight	Dimensions cm H x W x D
47020-A	SR-8-AN	P	40Hz-20kHz	8 Ω	125 W	250 W	LF Driver HF Driver	1 1	8" 1"	91 dB SPL				F	100°	100°	12,00 kg	46,5 x 45 x 27
47071-A	SR-10-AN	P	50Hz-18kHz	8 Ω	200 W	400 W	LF Driver HF Driver	1 1	10" 1"	96 dB SPL				A / F	100°	60°	17,00 kg	56 x 48 x 29
47072-A	SR-12-N	P	50Hz-20kHz	8 Ω	300 W	600 W	LF Driver HF Driver	1 1	12" 2"	97 dB SPL				A / F	90°	60°	15,70 kg	50 x 53 x 27
47040-A	SR-20	P	40Hz-18kHz	8 Ω	400 W	800 W	LF Driver HF Driver	1 1	15" 2"	100 dB SPL				A / F	100°	60°	27,50 kg	57 x 74,5 x 32,5
47105-A	SR-27-N	P	60Hz-20kHz	8 Ω	200 W	400 W	LF Driver HF Driver	1 1	8" 1"	94 dB SPL				A	90°	90°	8,50 kg	48 x 28 x 26
47047-A	SR-28-N	P	50Hz-20kHz	8 Ω	360 W	720 W	LF Driver HF Driver	1 1	12" 1"	96 dB SPL				A	90°	50°	16,60 kg	65 x 38 x 34,6
47049-A	SR-29-N	P	50Hz-20kHz	8 Ω	400 W	800 W	LF Driver HF Driver	1 1	12" 2"	99 dB SPL				A	90°	50°	18,35 kg	65 x 38 x 34,6
47090-A	SR-50	P	50Hz-20kHz	8 Ω	360 W	720 W	LF Driver HF Driver	1 1	12" 1"	97 dB SPL				A / F	100°	100°	18,50 kg	66 x 40 x 35,2
47110-A	SR-51-P	P	50Hz-20kHz	8 Ω	360 W	720 W	LF Driver HF Driver	1 1	12" 1"	97 dB SPL				A / F	90°	50°	18,50 kg	66 x 40 x 35,2
47091-A	SR-60	P	50Hz-20kHz	8 Ω	600 W	1200 W	LF Driver HF Driver	1 1	12" 1"	101 dB SPL				A / F	100°	100°	20,00 kg	66 x 40 x 35,2
47111-A	SR-61-P	P	50Hz-20kHz	8 Ω	600 W	1200 W	LF Driver HF Driver	1 1	12" 1"	101 dB SPL				A / F	90°	50°	20,00 kg	66 x 40 x 35,2
47087-A	TC-12	P	63Hz-20kHz	4 Ω	300 W	600 W	LF Driver HF Driver	1 1	12" 2"	96 dB SPL				A	90° Conical		11,00 kg	50 Ø x 29 Depth
47100-A	TC-14	P	63Hz-20kHz	4 Ω	500 W	1000 W	LF Driver HF Driver	1 1	12" 2"	97 dB SPL				A	90° Conical		10,80 kg	50 Ø x 29 Depth

SURROUNDS & OVERHEADS



#	References	Amplification	Frequency	Nom Impedance	AES Power (1)	Continuous Program	Element	Qty	Ø in inches	Sensitivity 1 W/1 m (4)	LF Sensitivity 1 W/1 m (4)	MF Sensitivity 1 W/1 m (4)	HF Sensitivity 1 W/1 m (4)	Bracket	Horizontal Angle °	Vertical Angle °	Net Weight	Dimensions cm H x W x D
47040-A	SR-20	Bi (3)	40Hz-18kHz	8 Ω 8 Ω	400 W 75 W	800 W 150 W	LF Driver HF Driver	1 1	15" 2"		100 dB SPL		104 dB SPL	A / F	100°	60°	27,50 kg	57 x 74,5 x 32,5

BACKGROUND MUSIC

#	References	Amplification	Frequency	Nom Impedance	AES Power (1)	Continuous Program	Element	Qty	Ø in inches	Sensitivity 1 W/1 m (4)	LF Sensitivity 1 W/1 m (4)	MF Sensitivity 1 W/1 m (4)	HF Sensitivity 1 W/1 m (4)	Bracket	Horizontal Angle °	Vertical Angle °	Net Weight	Dimensions cm H x W x D
47069-A	SR-7	P	65Hz-22kHz	8 Ω	100 W	200 W	LF Driver HF Driver	2 1	6" 1"	89 dB SPL				A / F	80°	70°	2,80 kg	34 x 15 x 15

Nota :

- (1) - Based on a 2 hours test using a continuous 6 dB crest factor pink noise signal band limited according to IEC 268-1 (1985).
- (2) - Rating based on test signal of filtered random noise conforming to the International Standard IEC 268-1 (pink noise with 12 dB per octave roll-off below 40 Hz and above 5000 Hz with a peak-to average ratio of 6 dB).
- (3) - Passive Bi-amplification, with bass and treble connected separately.
- (4) - Free field sensitivity (Half Space sensitivity +3 dB)

Legend :

Passive mode Amplification	P	A - Adjustable support / bracket
Bi-Amplification mode	Bi	F - Fixed support / bracket
Tri-Amplification mode	Tri	