

PRODUCT INFORMATION

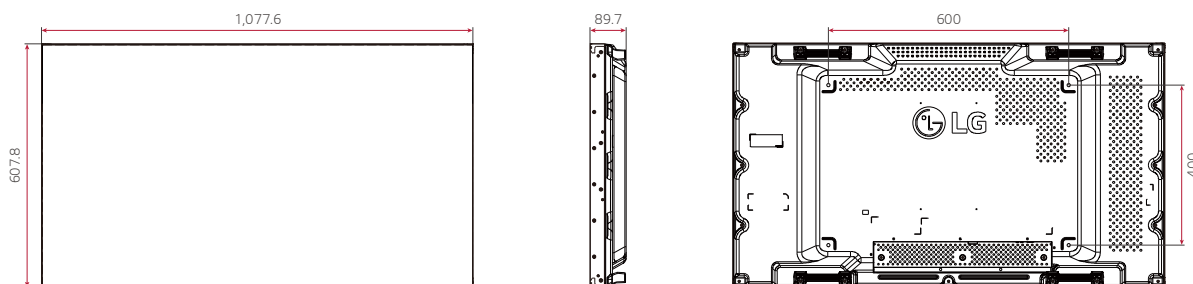


49VL5G

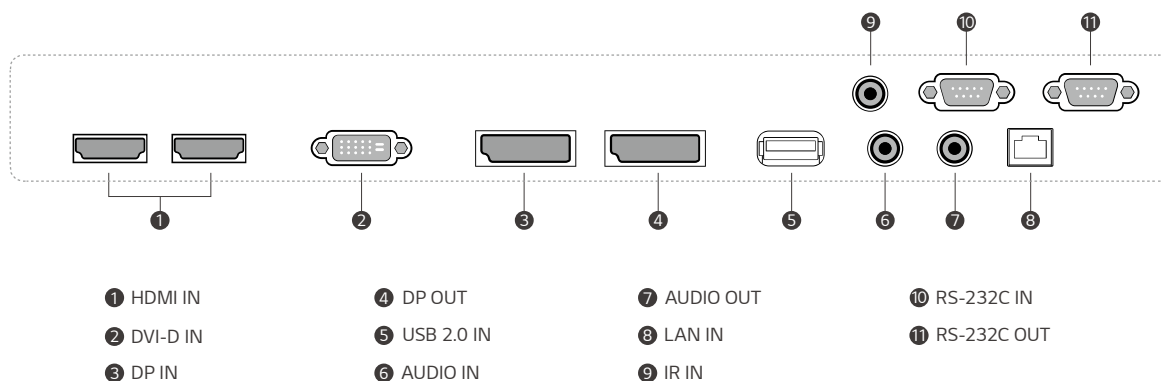
Screen Size	49"
Aspect Ratio	16 : 9
Native Resolution	FHD (1,920 × 1,080)
Brightness	500 nit
Contrast Ratio	1,000 : 1

DIMENSION

(unit: mm)



CONNECTIVITY



* Dimensions & Jack Panels may differ from the above image, so please contact LG sales team to verify before ordering.



Download
LG C-Display+
Mobile App
Google Play Store

- www.lg.com/global/business/information-display
- www.youtube.com/c/LGCommercialDisplay
- www.facebook.com/LGInformationDisplay
- www.linkedin.com/company/lginformationdisplay
- twitter.com/LG_ID_HQ

LG may make changes to specifications and product descriptions without notice. Copyright © 2021 LG Electronics Inc. All rights reserved. "LG Life's Good" is a registered trademark of LG Corp. The names of products and brands mentioned here may be the trademarks of their respective owners.

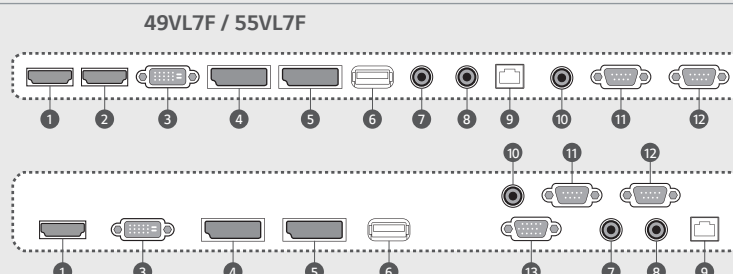


	55VL7F	49VL7F	
PANEL	Screen Size	55"	49"
	Panel Technology	IPS	IPS
	Aspect Ratio	16 : 9	16 : 9
	Native Resolution	1,920 x 1,080 (FHD)	1,920 x 1,080 (FHD)
	Brightness (Typ.)	700 cd/m ²	700 cd/m ²
	Contrast Ratio	1,300:1	1,300:1
	Dynamic CR	500,000 : 1	500,000 : 1
	Viewing Angle (H x V)	178 x 178	178 x 178
	Response Time	8 ms (G to G)	8 ms (G to G)
	Surface Treatment	3%	3%
	Life Time (Typ.)	50,000 Hrs	50,000 Hrs
	Operation Hours	24 Hrs	24 Hrs
	Orientation	Landscape & Portrait	Landscape & Portrait
CONNECTIVITY	Input	HDMI (2), DP, DVI-D, Audio, USB	HDMI, DP, DVI-D, RGB, Audio, USB
	Output	DP, Audio	DP, Audio
	External Control	RS232C In/out, RJ45 (LAN) In, IR In	RS232C In/out, RJ45 (LAN) In, IR In
MECHANICAL SPECIFICATION	Bezel Color	Black	Black
	Bezel Width	2.25 mm (T/L) / 1.25 mm (B/R)	2.3 mm (T/L), 1.2 mm (B/R)
	Monitor Dimension (W x H x D)	1,213.4 x 684.2 x 93.1 mm	1,077.6 x 607.8 x 89.7 mm
	Weight (Head)	23.2kg	17.8 kg
	Carton Dimensions (W x H x D)	1,337 x 828 x 239 mm	1,214 x 778 x 263 mm
	Packed Weight	30.5kg	22.8 kg
	Handle	Yes	Yes
VESA™ Standard Mount Interface	600 x 400 mm	600 x 400 mm	
KEY FEATURE	Temperature Sensor, Tile Mode (Up to 15x15), Natural Mode @Tile Mode, ISM Method, DPM Wake Up, Smart Energy Saving, File Play with USB, USB Cloning, Contents Scheduling, Calibration Mode, PM Mode, Firmware Update (LAN), HDMI-CEC*, No Signal Image (Up to 5MB), Wake on LAN, Fail Over, OPS Power Control, Scan Inversion (with Pivot Mode)		
ENVIRONMENT CONDITIONS	Operation Temperature	0°C to 40°C	0°C to 40°C
	Operation Humidity	10% to 80%	10% to 80%
POWER	Power Supply	100-240V~, 50/60Hz	100-240V~, 50/60Hz
	Power Type	Built-In Power	Built-In Power
	Power Consumption	Typ./Max. 195 W / 230 W Smart Energy Saving 110 W	140 W / 165 W 75 W
CERTIFICATION	Safety	IEC 60950-1 / EN 60950-1 / UL 60950-1	IEC 60950-1 / EN 60950-1 / UL 60950-1
	EMC	FCC Class "A" / CE / KC	FCC Class "A" / CE / KC
	ErP / Energy Star	NA / Yes (Energy Star 7.0)	N/A / Yes (Energy Star 7.0)
MEDIA PLAYER COMPATIBILITY	OPS Type Compatible	No	No
	External Media Player Attachable	Yes (MP500/MP700)	Yes (MP500/MP700)
SOFTWARE COMPATIBILITY	Content Management Software	SuperSign CMS	SuperSign CMS
	Control and Monitoring Software	SuperSign Control/Control+	SuperSign Control/Control+
ACCESSORIES	Basic	Remote Controller, Power Cord, RS232C Cable, DP Cable, IR Receiver, Guide Bracket, Screws, Manual	
	Optional	Wall Mount (Landscape: WM-L640V, Portrait: WM-P640V)	

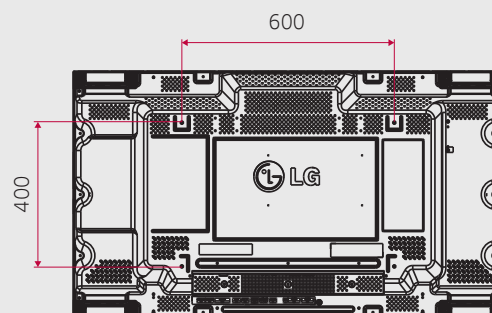

* Compatibility may differ by equipment

Connessioni

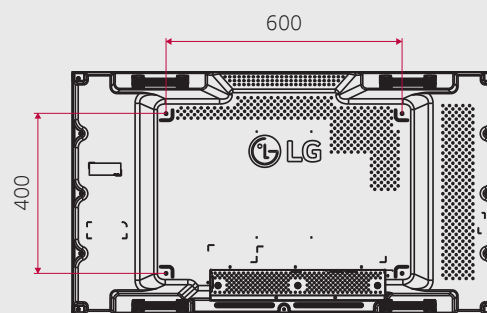

- 1 HDMI IN 1
- 2 HDMI IN 2
- 3 DVI-D IN
- 4 DP IN
- 5 DP OUT
- 6 USB 2.0 IN
- 7 AUDIO IN
- 8 AUDIO OUT
- 9 LAN IN
- 10 IR IN
- 11 RS232C IN
- 12 RS232C OUT
- 13 RGB IN



55"



49"



		55VH7E-H
PANEL	Screen Size	55"
	Panel Technology	IPS
	Aspect Ratio	16 : 9
	Native Resolution	1,920 x 1,080 (FHD)
	Brightness (Typ.)	700 cd/m ²
	Contrast Ratio	1,200:1
	Dynamic CR	30,000:1
	Viewing Angle (H x V)	178 x 178
	Color Depth	1.07 Billion
	Response Time	8 ms (G to G)
	Surface Treatment	Haze 44%
	Life Time (Typ.)	60,000 Hrs
	Operation Hours	24 Hrs
Orientation	Landscape & Portrait	
CONNECTIVITY	Input	HDMI (2), DP, DVI-D, Audio, USB 2.0
	Output	DP, Audio
	External Control	RS232C In/out, RJ45(LAN) In/out, IR In
MECHANICAL SPECIFICATION	Bezel Color	Black
	Bezel Width	0.9 mm (Even), B to B ¹⁾ 1.8 mm
	Monitor Dimension (W x H x D)	1,211.4 x 682.2 x 86.5 mm
	Weight (Head)	18.6 kg
	Carton Dimensions (W x H x D)	1,353 x 855 x 263 mm
	Packed Weight	25.3 kg
	Handle	Yes
VESA™ Standard Mount Interface	600 x 400 mm	
KEY FEATURE	Internal Memory 8GB (System 4GB + Available 4GB), Temperature Sensor, Tile Mode (Up to 15x15), Natural Mode @Tile Mode, ISM Method, DPM Select, Smart Energy Saving, Contents Scheduling (USB, Internal Memory), USB Cloning, Calibration Mode, Sync Mode, PM Mode, Firmware Update (LAN), HDMI-CEC ²⁾ , Wake on LAN, Fail Over, No Signal Image, Embedded Template, OPS Power Control, Scan Inversion (with Pivot Mode)	
ENVIRONMENT CONDITIONS	Operation Temperature	0°C to 40°C
	Operation Humidity	10% to 80%
POWER	Power Supply	100-240V~, 50/60Hz
	Power Type	Built-In Power
	Power Consumption	Typ. 220 W Max. 260 W
	Smart Energy Saving	110 W
CERTIFICATION	Safety	IEC 60950-1 / EN 60950-1 / UL 60950-1
	EMC	FCC Class "A" / CE / KC
	ErP / Energy Star	N/A / Yes (Energy Star 7.0)
MEDIA PLAYER COMPATIBILITY	OPS Type Compatible	Yes (Piggyback)
	External Media Player Attachable	Yes (MP500/MP700)
SOFTWARE COMPATIBILITY	Content Management Software	SuperSign CMS
	Control and Monitoring Software	SuperSign Control/Control+
ACCESSORIES	Basic	Remote Controller, Power Cord, RS232C Cable, LAN Cable, DP Cable, IR Receiver, Guide Bracket, Screws, Manual
	Optional	Wall Mount (Landscape: WM-L640V, Portrait: WM-P640V)

1) B to B: Panel bezel to panel bezel
2) Compatibility may differ by equipment

Conessioni

